



District Report Card: 2017


State: Odisha	District: Bargarh
Class: 5	Subject: Language
Schools: 59	Students: 996


Participation/Coverage


Students

<div>GENDER</div> <div></div>	Boys		Girls	
	Number	%	Number	%
	471	47.29	525	52.71

<div>AREA</div> <div></div>	Rural		Urban	
	Number	%	Number	%
	925	92.87	71	7.13

<div>CATEGORY</div> <div></div>	SC		ST		OBC		GEN	
	Number	%	Number	%	Number	%	Number	%
	261	26.20	228	22.89	484	48.59	23	2.31

<div>CWSN</div> <div></div>	LD	VI	HI	S&LD	ID	Oth
	3	1	1	0	0	0

<div>Management</div> <div></div>	Government		Government-aided	
	Number	%	Number	%
	996	100.00	0	0.00

Average Performance of Students in Language (%)

Overall	Gender		Area		Management		Social Group			
	Male	Female	Rural	Urban	Govt.	Aided	SC	ST	OBC	GEN
49.93	48.72	51.01	49.42	56.53	49.93	0.00	46.41	47.08	53.11	51.01

Performance on Learning Outcomes (LOs)

Learning Outcomes	Description	Average Performance(%)
L504	Reads and comprehends independently storybooks, news items/ headlines, advertisements etc.	48.09
L508	Reads text with comprehension, locates details and sequence of events	50.84

Range of Performance of Students who Answered Correctly							
Below 30%		30% - 50%		50% - 75%		Above 75%	
Number	%	Number	%	Number	%	Number	%
207	20.78	328	32.93	316	31.73	145	14.56

Lowest Performing Learning Outcomes (LOs)

- 1 - Reads and comprehends independently storybooks, news items/ headlines, advertisements etc. (48.09)
- 2 - Reads text with comprehension, locates details and sequence of events (50.84)